



**18 GHz SMA LATCHING TRANSFER SWITCH**

OPTIONS: /SELF CUT-OFF / TTL DRIVE

**R F CHARACTERISTICS**

FREQUENCY RANGE : 0 - 18 GHz  
 IMPEDANCE : 50 Ohms

FREQUENCY (GHz)	0 - 3	3 - 8	8 -12.4	12.4- 18
V.S.W.R <=	1.20	1.30	1.40	1.50
INSERT. LOSS <=	0.20 dB	0.30 dB	0.40 dB	0.50 dB
ISOLATION >=	80 dB	70 dB	65 dB	60 dB
AVER. POWER (*)	120 W	80 W	60 W	50 W

**ELECTRICAL CHARACTERISTICS**

ACTUATOR : LATCHING  
 NOMINAL CURRENT AT 25°C (±10%) : 125 mA  
 ACTUATOR VOLTAGE (Vcc) : 28V (24 to 30V) / NEGATIVE COMMON  
 TERMINALS : solder pins (250 Deg.C max./30 sec)  
 SELF CUT-OFF TIME : 40 ms < CT < 120 ms  
 TTL INPUTS (E) - High level : 2.2 to 5.5V / 800µA at 5V  
 - Low level : 0 to 0.8V / 20µA at 0.8V

**MECHANICAL CHARACTERISTICS**

CONNECTORS : SMA female per MIL C 39012  
 LIFE : 2.500.000 cycles  
 SWITCHING TIME (nominal voltage;25°C) : < 15 ms  
 CONSTRUCTION : splashproof  
 WEIGHT : < 85 g

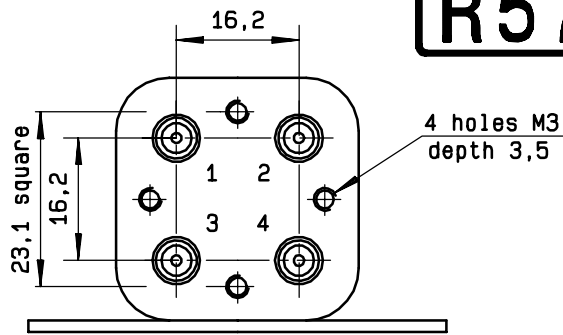
**ENVIRONMENTAL CHARACTERISTICS**

OPERATING TEMPERATURE RANGE (°C) : -40 , +85  
 STORAGE TEMPERATURE RANGE (°C) : -55 , +85

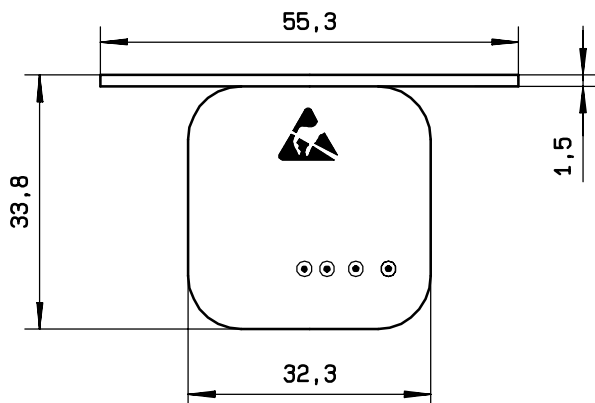
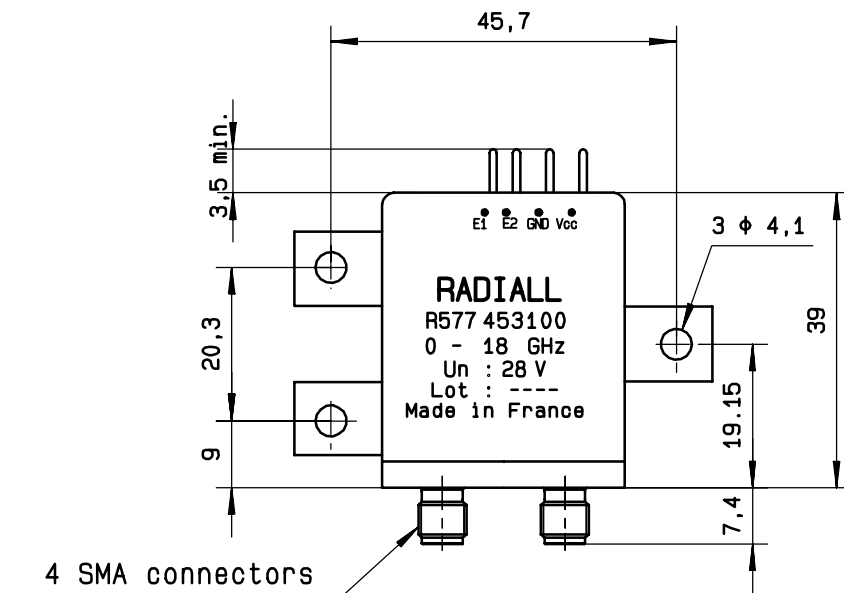
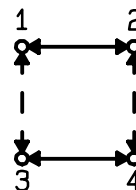
(\* : average power at 25°C)

This information is given as an indication. In the continual goal to improve our products, we reserve the right to make any modifications judged necessary

**DRAWING**

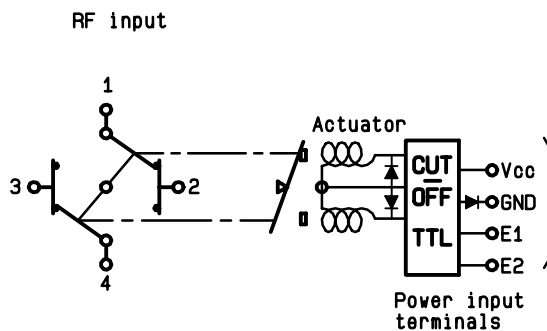


General tolerance: ± 0,5 mm



**SCHEMATIC DIAGRAM**

TTL input		RF continuity	
E1=1	E2=0	1 ↔ 3	2 ↔ 4
E1=0	E2=1	1 ↔ 2	3 ↔ 4
E1=0	E2=0	Memory	
E1=1	E2=1	Forbidden	



4113-9212 This information is given as an indication. In the continual goal to improve our products, we reserve the right to make any modifications judged necessary